



KBH ARCHERS

# THE BUCKHORN

## Updated KBH Membership Fees

KBH Archers is a member owned and operated Club. This means that the majority of the work done at the Club is done by members, with the exception of some specialized licensed work. KBH Archers currently has 434 members, of which only 68 members have work points recorded. Only ten members have over 100 work points recorded. This means that the majority of the work being done for the Club is being done by very few people. It takes a lot of work to keep the Club safe and beautiful.

During this time of extreme inflation, KBH is experiencing higher than expected operating expenses. KBH has not increased membership fees since 2014.

In order to keep fees at their current level, KBH Board has decided to start a Work Party Surcharge. This Surcharge will be in the amount of:

- Family - \$50
- Individual Adult - \$35
- Individual Youth - \$0
- Individual Cadet - \$0
- Life Members - \$0
- Board Members - \$0

**The Surcharge will be removed if the following work hours are documented and submitted to the Membership VP:**

- Family - 20 hours
- Individual Adult - 12 hours
- Individual Youth - 0 hours
- Individual Cadet - 0 hours
- Life Members - 0 hours (Life members have already worked at least 1000 hours, for which we thank you)
- Board Members- required to attend board meetings, and fulfill duties

The Work Party Surcharge hours worked will be recorded per member. The Surcharge will take effect on the date of membership renewal, beginning January 1, 2023, allowing the member a full year to work and record the work hours needed to remove the Surcharge. **Full work hours are needed to remove the Surcharge, no partial credit is given.** Previous years' hours earned may be used to cover the Surcharge. If the work hours earned in a year are not enough to remove the Surcharge, they will be retained in the member's account.

Additional work hours above the Work Party Surcharge will be recorded and can be used to reduce the annual membership fee at the rate of \$1 per work hour, up to half of the full renewal rate. Members may elect to retain work hours toward Life Membership, rather than use the hours to cover the Surcharge or annual fees. See Standing Rules, Appendix A for complete membership rules.

	Initial Membership & Renewal with full Surcharge hours submitted	Renewal with insufficient Surcharge hours submitted	Surcharge hours needed to remove Surcharge fee	Maximum work hours used to reduce Renewal fees (remaining hours retained in account)	Renewal with maximum Surcharge and work hours submitted
Family	\$110.00	\$160.00	20	55	\$55.00
Individual Adult	\$85.00	\$120.00	12	42	\$43.00
Individual Youth	\$38.00	\$38.00	0	19	\$19.00
Individual Cadet	\$10.00	\$10.00	0	0	\$10.00
Life Members	\$0.00	\$0.00	0	0	\$0.00
Board Members	\$0.00	\$0.00	0	0	\$0.00

**KBH Archers**  
PO Box 2643  
Belfair, WA 98528  
contact@kbh-archers.com

### Updated Membership Fees

Interview with  
Tim Davis

New Sponsor:  
O'Connell Archery

Work Party Spotlight

KBH Pride

Technical Article:  
Beginner Gear

Upcoming Shoots

Donations Requested

Awards Banquet

Genesis Shoot

### KBH Board

- President: Sheila Christiansen
- Executive VP: Kim Petersen
- Membership VP: Sandra Wilson
- Secretary: Christina Davis
- Indoor Tournament VP: Tim Davis
- Grounds VP: Raymond Quick
- Treasurer: Tom Higgins
- Public Relations: Mike Whitfield
- Fundraising: Sheila Spiker
- Outdoor Range VP: Ed Abrams
- Outdoor Range VP: Frank Ranuio
- Outdoor Range VP: Dave Rhoades
- Outdoor Tournament VP: Cora Smith
- Hunting VP: open



## Get to Know Your Indoor Tournament VP: Tim Davis

This last quarter, we had a chance to connect with our VP of Indoor Tournaments here at KBH, Tim Davis. Tim is a very active member of the community who is always ready to lead or lend a helping hand. You have likely seen him at leagues, helping with outdoor projects, or competing in every tournament he can! In our interview, we discussed a great deal of things from his beginnings in archery to his recent tournament victories, and all things KBH indoor season. Check out our interview below!

**Interviewer - What's your name and what do you do here at KBH?**

**Tim-** My name is Tim Davis and I am the indoor tournament VP which involves hosting leagues, tournaments, or mail-ins for the WSAA (Washington State Archery Association). [And I] also do any bids that we might turn into the WSAA to host an event.

**Interviewer- How did you get started in archery in the first place?**

**Tim-** I really got started in the first place through hunting. I was a rifle hunter through and through before, and there was just a couple of instances in the woods that I just felt really unsafe. At the time, my brother had gone back to school in Wisconsin and when he came back, he's like "Dude you got to try this- you're going to love it!"

At first I was like, "Nah, I'm good." But when he came back for Christmas with his bow and arrows, we went out to the backyard and started slinging arrows... After the first 6, I was hook, line, and sinker into it! Now I've been into archery for 35 years and at KBH for 24 years.

**Interviewer- So there was this spark of archery that came from your experience hunting and this moment with your brother, but how did you get the "tournament bug?" Was this all just training for the hunt for you, or did archery start to take on a life of its own?**





## Interview with Tim Davis, continued

**Tim** - I got hooked into that one and another, and soon one of [the shop owner's] friends warned me that he's going to try to convert [me] from hunting. At first I thought that was funny, but the more I shot the tournaments the stronger I felt, and I noticed that there was a correlation to shooting under pressure in tournaments and shooting with animals in front of me. It was like night and day different.

**Interviewer-** From that moment on, you really established yourself as a strong target archer. Your archery resume is really inspiring- can you share it with us?

**Tim-** Recently, I've been through some medical situations that have kind of put it a little damper around the competition archery portion of my career, but here's a few: In Pennsylvania I shot the Outdoor Nationals and I ended up winning the senior class in the bowhunter freestyle and set couple national records. I've done pretty well at the NFAA Outdoor National 3D Tournament down at Redding, California. I've won that numerous times and set a national record down there...

**Interviewer-** You are a strong shooter! Given all this tournament experience, what advice or words of wisdom do you have for an archer who is just starting their tournament career?

**Tim-** I would strongly encourage that they participate in some club shoots or indoor leagues and stuff because that's going to help you get prepared to shoot with people that you're not used to shooting with. A lot of people can go to the range and [in practice] shoot really well, but then the minute they're on the line with people that they're not familiar with, things kind of go sideways because their mind is not able to focus on their shot sequence.

**Interviewer:** What can KBH archers expect to be coming their way this indoor season at our local range?

**Tim-** Well, we're going to be doing indoor leagues starting on December 1st, which will also be the start of the multicolored indoor league [for the WSAA]. Basically, we will shoot once a week for 6 weeks for score. I keep everything in the computer for the KBH portion of that league, which has a handicap system, so it's not just based off of raw scores.

Then in February, we will start the indoor Blue Face league. [That league] is the same style in that you shoot 6 and the WSAA portion is based on raw score, and the KBH portion of the tournament is handicapped.

For the leagues, the first and second place [get prizes for winning]. First place gets a free coupon for any KBH outdoor shoots and second place gets a half-price discount on of any outdoor shoots. And this year we were also awarded and get to host the Blue Face Washington State Championship later this season.

**Interviewer-** Is there anything that archers should know about these leagues?

**Tim-** Yes! I strongly encourage you to come in a half an hour before the shoot starts.. So try to be there at 5:30 so we can try to get you signed up and go over any questions you may have. I basically will go over all the rules and let everybody know the shooter etiquette as far as what you need to know on the line. I try to educate anybody that comes to [ensure] they walk away from this experience knowing exactly what you need to know to go to the NFAA State Championship or the Archery World Championships.



**Interviewer - Ok, last one: Are there any messages you want to share with the community?**

Tim- I kind of feel the same as Sheila (KBH President) does- it's nice to meet new people and to see new faces, and we do always need help. We can't make things run smoothly and grow with only 5 people involved. Whether it be in a board position, or just helping out before, during, or after an event, things will always run smoother and easier the more people get involved and help out.

Thanks to Tim for this interview! You can find him on the range during KBH leagues this winter. Leagues run Wednesdays and Fridays at 6pm, check the event calendar for details.

---

## New KBH Sponsor: O'Connell Archery

Thank you to our new sponsor, O'Connell Archery. They now have a banner on the indoor range and a plaque that can be seen on Target 1 on the field course..

We asked Mr. O'Connell to tell us more about his shop, his archery background, and anything he'd like KBH members to know. He said, "We sell compound bows and accessories along with traditional bows and accessories. We are also a Lancaster dealer. I've been shooting bows since I was 19. Been in business for a year and a half. We are trying to make the archery experience fun and exciting." You can visit O'Connell Archery in Shelton, just 30 min from KBH.

If you'd like to become a KBH sponsor, contact [kbharcherspr@gmail.com](mailto:kbharcherspr@gmail.com) for more information.



OConnellArchery.com  
1-360-620-5777

101 E Kings Way,  
Shelton, WA 98584





Did you know that all grounds maintenance is done by KBH volunteers? It takes a lot of hard work and elbow grease to keep KBH shining, and we appreciate our volunteers! Work parties have been held regularly since the spring. These regularly scheduled events are open to all friends of KBH and are led by our much appreciated Outdoor Range VPs: Dave Rhoades, Frank Runio, and Ed Abhrams (aka the Cardiac Crew). We recently caught up with Frank and asked him for an overview of some projects they were able to tackle the season. It's a long list!

Do you enjoy the trails and targets at KBH? Please consider lending a hand! **All members are encouraged to participate in work parties.** There are indoor and outdoor projects available for all skill levels. Volunteer hours count towards a reduced membership fee. You can find the next work party by checking out the event calendar online or looking at club flyers onsite.

## Work party projects done in 2022

- Stairs added on target 27
- Backstop repairs and replacements
- Straw bales on flat range and field course removed/replaced
- Removing many fallen trees
- Rebuilding damaged boardwalks
- Installing deck wire
- Maintenance on target roofs
- Shoveling dirt off flat range
- Gravel added to mud areas
- Boardwalk added near campground
- Cut trees recycled as bench/steps
- Brush trimmed
- Kitchen cleaned/organized
- Indoor floors maintained

This is only a partial list!



"A club is a body made up of its members, and the body is only as successful as its members participation."  
-Frank Runio





**Top Left:**  
KBH hosted the WSAA Field Championships, photo by Carrie Lin

**Top Right:**  
Rich Fiegel on the field course


**Middle Left:**  
Greg E with a great 3D shot


**Middle Center:**  
Mark Pickerill on the field course

**Middle Right:**  
Elen S after a great scored round

**Bottom Left:**  
Dave, Frank, Gene and Ed at the potluck

**Bottom Right:**  
Dave Rhoades in August, congrats!





**Top Left:**  
All of the archers from KBH that attended the Washington senior games came home with a medal. What a group!

**Top Right, Middle Right**  
Michael Goodger at the WSAA Field Championships

**Middle Left 3 photos:**  
Kim P, Sandra W and Don M won medals at the World Senior Games in Utah

**Bottom Right:**  
Tom G, Sandra W, and Walt N at the Tuesday recurve group



## Technical Tips: Buying Gear for Beginners

The holiday season is quickly approaching and this time of year represents some of the best time to bring new archers into the sport! Whether you have a younger sibling, niece/nephew, child, grandchild, or even a partner that you have been wanting to invite to the range, giving the gift of archery can be a gift that lasts a lifetime!

However, one of the big problems of a sport like archery is that there is SO MUCH gear out there. How can you possibly decide which equipment is right for the archer you are purchasing gear for? Well, look no further! This issue's technical tip is all about buying the right gear for beginning archers.

Given the never-ending plethora of gear that exists in the archery world, it is often better to begin by thinking of a few central guiding concepts/questions to ask yourself. Here's a good starting list of areas to consider: Your new archer's goals, your budget, the mass weight of the bow, the draw weight of the bow, and the longevity/adjustability of that bow.

### Goals

Before you even think about making a purchase for an archer, stop and ask yourself what the goal of this purchase is. Is this bow supposed to be for a beginning level archer who still needs to develop good shooting foundations? Will this archer be competing in the future? Are they preparing for a hunt? Does that hunt have specific limitations/rules on the equipment you use?

Archery pro shops will generally have a massive volume of options and knowledge, but if you approach that conversation without goals, you may walk away from that bow shop buying things that don't match your actual needs. Take the time to establish your goals BEFORE you go to make the purchase, so that those goals guide your purchase.

### Price point

Buying a bow is something that can be HIGHLY variable in terms of what you pay, but there are some consistent aspects to the pricing of archery equipment. Good gear costs more but lasts longer. You can use the "buy once, cry once" strategy of purchasing that comes with a large upfront cost. You can also piecemeal your set up together over time, if you purchase the right gear (more on that later).

That said, the best way to think about this is to set a hard cap on your budget, and then work with a bow tech or pro shop to create a package that meets your goals and stay under budget (with tax and shipping included, of course). Based on your goals, you can prioritize the gear that will be most helpful for you.

While it is true that you get what you pay for in archery, it also cannot be overstated that the gear you are shooting is much less important than your technique! If you want proof of this, go on Youtube and watch Sjef Van Den Berg crush a novice Dutch archer (who had a \$2000-\$3000 dollar bow set up) using a beginner set up that cost only a few hundred dollars.

### Mass weight

Mass weight of the bow is one of the single biggest reasons new (and especially young or inactive archers) get quickly burnt out and walk away from the sport. For most new archers, the small muscles of the bow arm (in combination with newly developing form) are not accustomed to holding an object out with the arm fully extended. Buying a bow that is too heavy might seem like an economical choice when you look at the price tag and try to purchase something that "they can grow into," but it can also make archery not fun to do. When it is not fun, new shooters don't practice or they don't keep practicing in the long term, so they end up quitting.





## Technical Tip, continued

If you need a quick test of how your archer might do with a bow, take a gallon milk jug (about 8.5 pounds when full) and fill it to various levels. From there, have your potential new archer hold their arm out for 20 seconds at a time. If they can easily do that 10 times without leaning their body, crunching their shoulder, shaking, or swaying their arm, then you are probably close to a range of weight they can hold up comfortably.

For all those wondering, yes, there are a number of light weight youth bows on the market that archers can still grow with over time. Here are examples with prices that might fit the needs of the smaller or less active archers wanting to get into compound archery. (Note: In recurve archery, most beginning bows are quite light in their mass weight, so this should not be an issue.)

Bow	Weight (lb)	Price
Bear Pathfinder	2.5	\$199
Bear Cruiser G2	3	\$449
Bowtech Diamond	3.2	\$349
Bear Royale	3.3	\$229
Mission Hammer	3.4	\$359
Bear Legit	3.6	\$449

### Draw Weight

Once you have a bow that they can physically hold up, the next big hurdle is to have a bow they can draw back under control. There is no need for a beginning archer to shoot the strongest bow they can possibly pull back. It is also important to note that this is not just a question of strength. Even if you can do a dumbbell row for far greater weights that your bow will pull, drawing a bow is a skilled endeavor, not just a strength endeavor. What that truth means for you is that we should prioritize archer control and start with lighter draw weights even if they think they can handle more.

Let go of the impulse of your ego to get the strongest bow out there! It is better to start at a lower weight and work up to the higher poundage over time. A slow and steady mindset around bow draw weight allows archers to build their form and move quickly between the poundages, whereas going too strong too quickly can result in frustration and archers giving up shooting. Prioritize being comfortable and in control when you make your purchase, and your new archer will thank you!

The good news is that most bows, except for the most traditional bows, are adjustable. ILF Recurve risers allow this very easily by just swapping out the limbs of the bow. Compound bows can also usually be adjusted by changing the tension on the tiller bolts, which are the two bolts that hold the limbs onto the bow. So, whichever bow you get, make sure you select one with changeable poundage and start on the lighter side!

Naturally, while working within these parameters, you might be tempted to think that you will be buying a new and more expensive bow very soon after this first purchase. However, it does not have to be that way! Many modern bows are made to be upgraded and added to over time. For example, there are many compound bows that can have their poundage adjusted from 5-70 lbs of draw weight, and many of those same bows can be adjusted from 15-31" of draw length to fit almost any archer. Similarly, ILF recurve risers only require new limbs to switch from one draw weight to another. If you don't know what to look for, you can ask your local pro shop about the accessories (sight, stabilizers, etc.) you might be able to add to the bow later in order to check compatibility.

### Setup

When you first get the bow (especially if you've gotten it online) you'll need to make sure it's set up correctly. This is where it's valuable to use a pro-shop. Compound bows require many personal adjustments to make sure they're safe and comfortable to shoot. Basic recurve setups can be done on your own, but it's ideal to work with someone experienced who can assist with the many tips and tricks that go into a good setup. The easiest bow to setup is the Genesis bow. This perfect beginner bow is essentially ready to go right out of the box, and with minor adjustments the whole family can use it.

When you take all of this into account for your particular archer, you'll be able to find a bow they'll enjoy shooting!



## Upcoming Tournaments at KBH

### KBH Multicolor League & WSAA Mail-In

Dec 2 - Jan 27

Weds and Fri at 6pm.

\$20 for 7 nights of shooting. 1 practice and 6 scored. \$2 for additional nights. For KBH League, archers participate in handicapped scoring, allowing all bow styles to be competitive with each other. WSAA members may opt to send in their (non-handicapped) scores for the state mail-in tournament. Further info: [kbh-archers.com/leagues](http://kbh-archers.com/leagues)

### WSAA Blueface Championship - In Person

Feb 24 – 26, 2023

KBH is one of the locations hosting this state shoot.

Indoor Blueface (20 yards, 40 cm or 5-spot face)

Must shoot two rounds (on two different days) for awards. See WSAA website for details.

Register online at [www.WashingtonStateArchery.com](http://www.WashingtonStateArchery.com) or by mail.

### KBH Blueface Leagues & WSAA Mail In

Starts early Feb 2023, more info TBA.

## Future Events at KBH

Dec 11, Genesis Shoot

Feb 11, KBH Awards Banquet and Silent Auction Fundraiser

Feb 24-26, Blueface Championship

April 15-16, KBH Safari Shoot

May 20, KBH Spring Fling 3D

Jun 3, KBH Trad Shoot

June 24-25 - Access Freedom 3D

Aug 5 - KBH Rendezvous 3D

Details and additional events are TBA. Check the website/calendar for more info. Volunteers are welcome and appreciated for 3D shoot setup at KBH run events.

---

## KBH is Seeking Donations For Our Silent Auction Fundraiser

After several years of Covid caution/restrictions KBH is once again holding the Annual Awards Banquet for KBH members and their guests. This year the event is potluck style and features many activities, including a silent auction.

We are currently looking for donated items/gift certificates/services that we can put in the silent auction. KBH is a non-profit organization and proceeds go towards KBH projects and maintenance.

If you have something you're able to donate, please contact Sandra [KBHmembership@wavecable.com](mailto:KBHmembership@wavecable.com) **before January 28.**



# ANNUAL AWARDS BANQUET

KBH Clubhouse

**Feb 11**

**5:00 pm**

**RSVP via email  
by Jan 28**

[KBHmembership@wavecable.com](mailto:KBHmembership@wavecable.com)

## Silent Auction, Potluck, and Chili Contest

After several years of Covid caution/restrictions KBH is once again holding the Annual Awards Banquet for KBH members and their guests. This year the event is potluck style and features many activities:

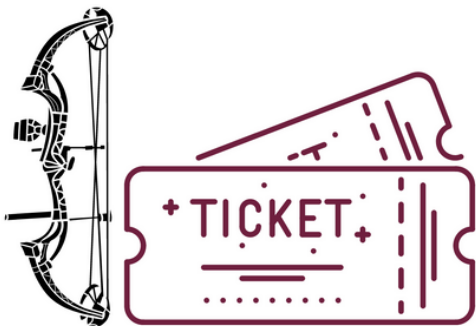
- Silent Auction - KBH Fundraiser
- Chili Contest - vote for your favorite!
- Bow Raffle: Bowtech Zion
- Music by DJ Jered Del Palacio

Please Bring:

- a dessert or salad
- your own beverage
- chili for the contest (optional)

KBH will provide:

- cornbread, hot dogs, and chili



# RAFFLE



Prize: Bowtech Zion

\$10 for 1 ticket

\$70 for 10 tickets

Raffle drawing held during the event.

If you'd like to donate any items to the silent auction fundraiser, please contact the Membership VP at [KBHmembership@wavecable.com](mailto:KBHmembership@wavecable.com) before Jan 28

# Holly Jolly Genesis Shoot



**ONLY GENESIS BOWS ALLOWED**

Don't have a Genesis bow? Use one from KBH for free!

## Dec 11, 2022

**9:00 am - Fun Shoot! Cost: \$10 per archer, no cash prizes**

Great for families, newer archers, or anyone who just wants to have a fun time shooting with friends. All archers must be able to shoot safely at 20 yards. Winner gets a KBH mug!

**12:00 pm - Cash Prizes & Belt Buckle! Cost \$20 per archer**

50/50 split, with 50% to KBH and 50% to the cash prize. Cash prize distributed 50/30/20% for 1st, 2nd, 3rd place.

**Bring your own Genesis, or use one from KBH!**

Must use a regular Genesis bow with Genesis arrows.  
40 cm targets. No age/gender divisions.  
15 min warmup round to get dialed in.  
30 scored arrows (multicolor). **View full rules online.**

Proceeds go to funding KBH indoor targets

**Limited Spaces Available**

**Online RSVP required**

[www.kbh-archers.com/genesis](http://www.kbh-archers.com/genesis)

Bring Holiday  
Treats (optional)



Ugly Christmas  
Sweater Contest  
(Needs to be archery safe,  
one winner per line time)



## Check the Online Range Calendar for Updates

The indoor season is prime time for enjoying our warm, dry facility. Please make sure you check the online calendar before you plan your KBH day!

This is found online at [www.kbh-archers.com/events](http://www.kbh-archers.com/events)  
(Currently, Safari browsers may have difficulty with the page.)  
You can click on any event to see when the range will be occupied. This calendar is printed and posted throughout the club, but the hard copy may not have the most recent event listings. Always check online for the most recent updates.

In addition to our regularly scheduled groups, you may have noticed Scout troops camping and using the indoor and outdoor ranges. In preparation for tournaments, the ranges may be closed for setup. Work parties may also close sections while volunteers tend to targets and trails. KBH is also occasionally rented by private parties for events. It can be a busy place, depending on the day. Check before you go!

Questions about range rentals? Contact Kim Petersen:  
[kbharcher@wavecable.com](mailto:kbharcher@wavecable.com)

# CHECK THE CALENDAR



---

### **KBH Archers**

PO Box 2643  
Belfair, WA 98528